


Name : _____

Skip Count - 2s to 5s

Skip count to fill in the missing numbers.

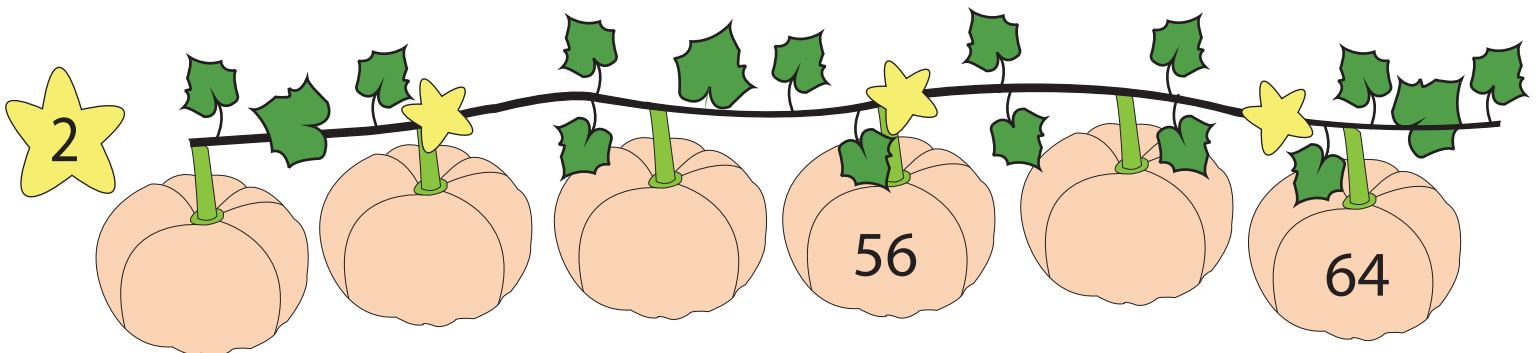
1



75 90 95

A row of six pumpkins on a vine with green leaves. A yellow star with the number 1 is on the left. The pumpkins have the numbers 75, a missing number, 90, a missing number, 95, and a missing number.

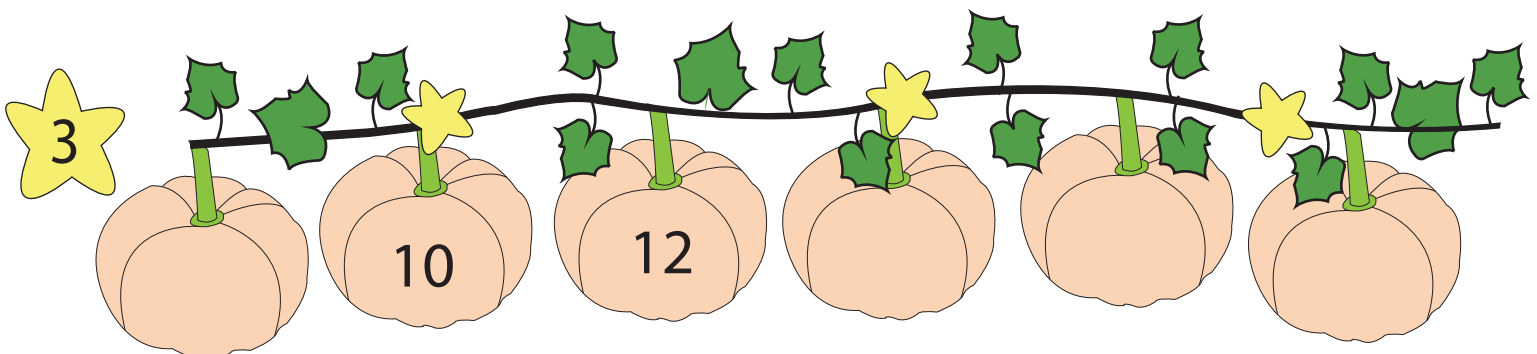
2



56 64

A row of six pumpkins on a vine with green leaves. A yellow star with the number 2 is on the left. The pumpkins have a missing number, a missing number, 56, a missing number, a missing number, and 64.

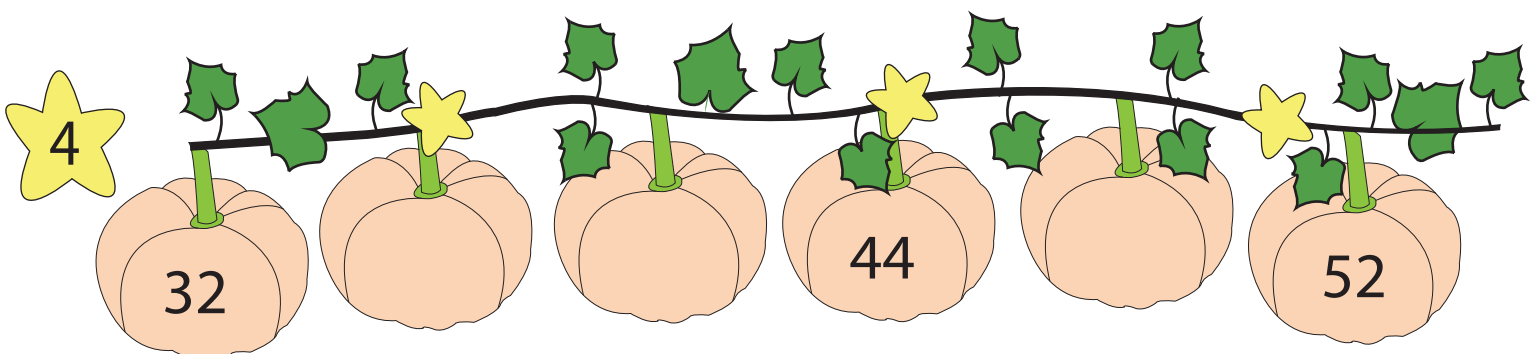
3



10 12

A row of six pumpkins on a vine with green leaves. A yellow star with the number 3 is on the left. The pumpkins have a missing number, 10, 12, a missing number, a missing number, and a missing number.


4



32 44 52

A row of six pumpkins on a vine with green leaves. A yellow star with the number 4 is on the left. The pumpkins have 32, a missing number, a missing number, 44, a missing number, and 52.

5



51 57

A row of six pumpkins on a vine with green leaves. A yellow star with the number 5 is on the left. The pumpkins have a missing number, a missing number, 51, a missing number, 57, and a missing number.

Name : _____

Skip Count - 2s to 5s

Skip count to fill in the missing numbers.

1

75 80 85 90 95 100

A row of six pumpkins on a vine. The numbers on the pumpkins are 75, 80, 85, 90, 95, and 100. The numbers 80, 85, and 100 are in red. There are yellow stars above the pumpkins with numbers 1, 2, 4, and 5.

2

44 48 52 56 60 64

A row of six pumpkins on a vine. The numbers on the pumpkins are 44, 48, 52, 56, 60, and 64. The numbers 48, 52, and 60 are in red. There are yellow stars above the pumpkins with numbers 1, 2, 4, and 5.

3

8 10 12 14 16 18

A row of six pumpkins on a vine. The numbers on the pumpkins are 8, 10, 12, 14, 16, and 18. The numbers 8, 14, 16, and 18 are in red. There are yellow stars above the pumpkins with numbers 1, 2, 4, and 5.

4

32 36 40 44 48 52

A row of six pumpkins on a vine. The numbers on the pumpkins are 32, 36, 40, 44, 48, and 52. The numbers 36, 40, and 48 are in red. There are yellow stars above the pumpkins with numbers 1, 2, 4, and 5.

5

45 48 51 54 57 60

A row of six pumpkins on a vine. The numbers on the pumpkins are 45, 48, 51, 54, 57, and 60. The numbers 48, 54, and 60 are in red. There are yellow stars above the pumpkins with numbers 1, 2, 4, and 5.